



# Baltimore City Health Department

## Office of Youth Violence Prevention

March 2017

Catherine E. Pugh, Mayor  
Dr. Leana Wen, Health Commissioner

### Takeaway

Some single locations in Baltimore City have had a long and continuous history of shootings thus emphasizing the need for multi-agency location-based strategies.

### Methods

We used data from Open Baltimore from January 1, 2008 to January 28, 2017

### Results

This brief examines the top 5 locations with the most shooting incidents.

N Carey Street and Laurens Street has had 15 separate shooting incidents.

Health Department Website  
[health.baltimorecity.gov/](http://health.baltimorecity.gov/)

## Baltimore City: Locations with Multiple Shooting Incidents, January 2008 to January, 2017

Baltimore City continues to experience excess homicides above-and-beyond pre-2015 numbers. Shootings are not equally distributed throughout the city (*See map of spatial analysis of the 2015 homicide epidemic at: <http://arcg.is/1KbnJSE>*). While shootings at the same place on the same day (but at different times) are exceedingly rare, over time, some single locations have exceedingly high numbers of shootings over months and years.

This brief examines locations that have had the most unique shooting incidents from 2008 to January 28, 2017. Data were downloaded and collected from Open Baltimore: <https://data.baltimorecity.gov/>.

### Definition of a shooting incident

A shooting incident is unique: it is any shooting (fatal or non-fatal) of a person that occurs on a given date, place, and time. A unique incident has one or more victims. Shootings at a different date, time, or place are considered to be separate incidents. This contrasts with crime data, which is often reported as the number of victims shot or killed, not the number of incidents.

### Definition of a shooting location

We sum up shootings at the same location (coincident) and shootings incidents that fall within 50 feet of other shootings.

### Summary of results

We identify the top five locations with multiple shootings over the last several years in Baltimore City. The intersection of N Carey Street and Laurens Street in the Sandtown neighborhood had the most with 15 separate shooting incidents from 2008 to January 28, 2017. In total, these top five locations have accumulated 76 separate shooting victims, 23 firearm homicides, and 53 non-fatal shooting victims.

**Conclusion:** Leveraging multi-agency place-based responses to these locations could help to prevent future incidents, reduce victimization, and improve community quality of life.





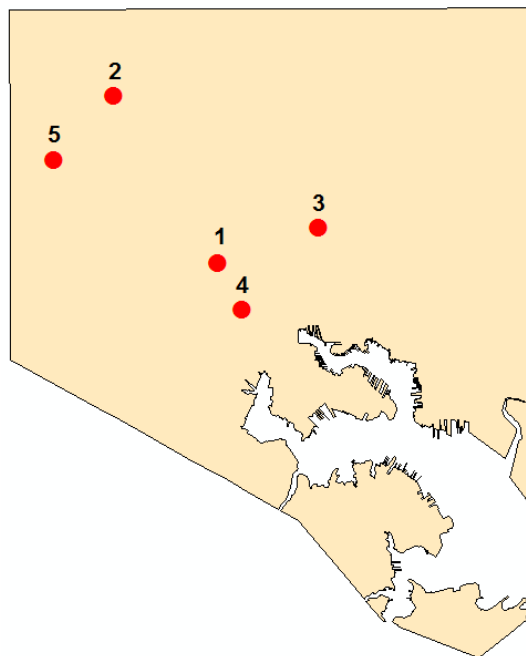
# Baltimore City Health Department Office of Youth Violence Prevention

March 2017

## Top 5 Locations with Multiple Shootings, January 2008 to January 2017

ID	Location	Neighborhood	ZIP Code	Number of Shooting Incidents	Total, Fatal and Non-Fatal, Victims
1	N Carey Street & Laurens Street	Sandtown-Winchester	21217	15	16, 3, 13
2	Park Heights Avenue between W Belvedere Avenue and Spaulding Avenue	Central Park Heights	21215	12	18, 6, 12
3	Kennedy Avenue between Worley Street and E 20th Street	East Baltimore/Midway	21218	12	17, 5, 12
4	800 W Lexington Street	Poppleton	21201	11	14, 3, 11
5	Liberty Heights Avenue & Gywnn Oak Avenue	Howard Park	21207	11	11, 6, 5
	<b>Totals</b>	—	—	<b>61</b>	<b>76, 23, 53</b>

**Overview  
Map of the  
Top 5 Locations**

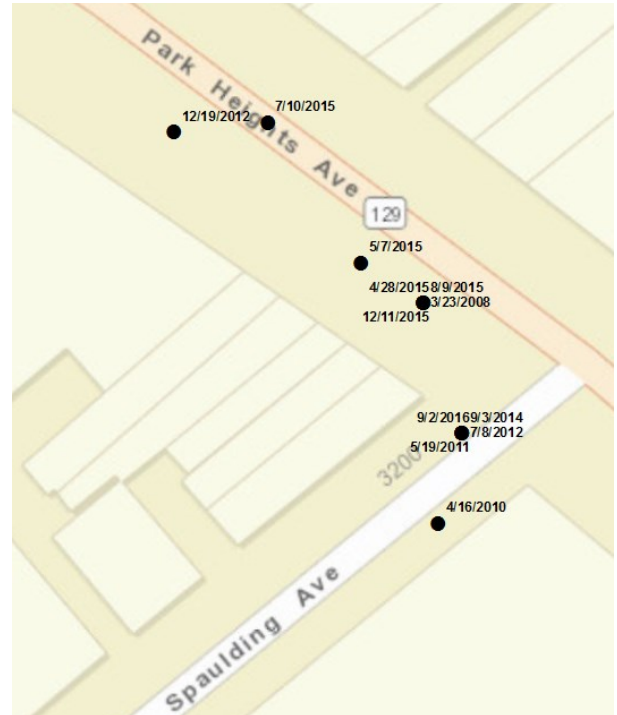


# Top 5 Locations with Multiple Shootings, January 2008 to January 2017

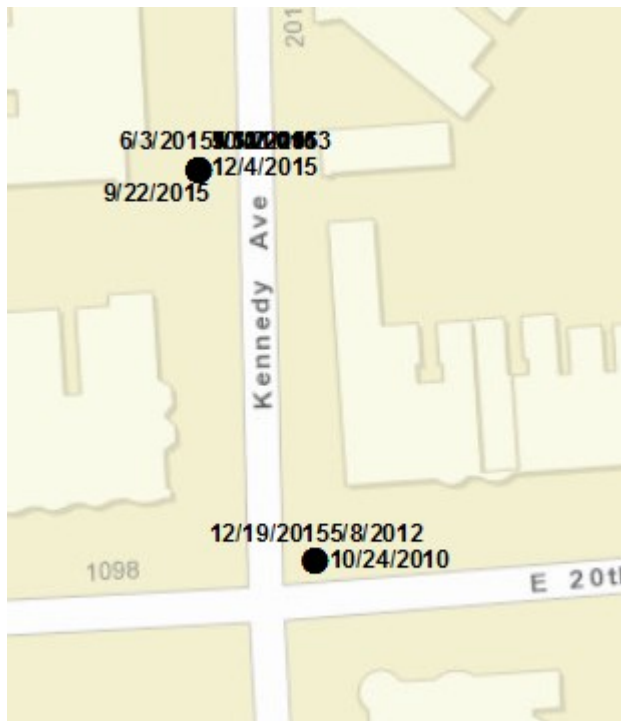
**N Carey Street & Laurens Street**



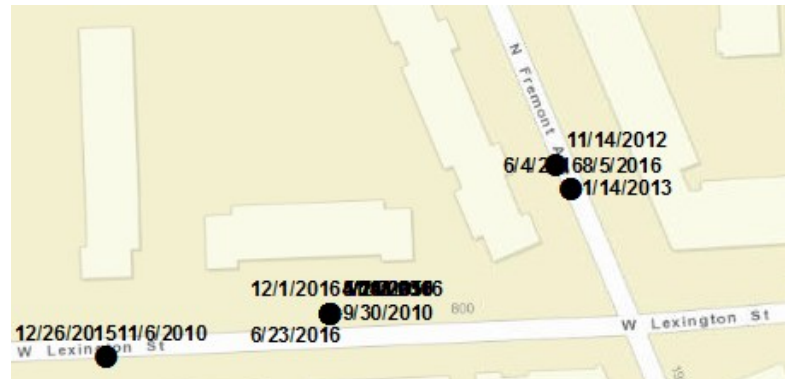
**Park Heights Avenue between W Belvedere Avenue and Spaulding Avenue**



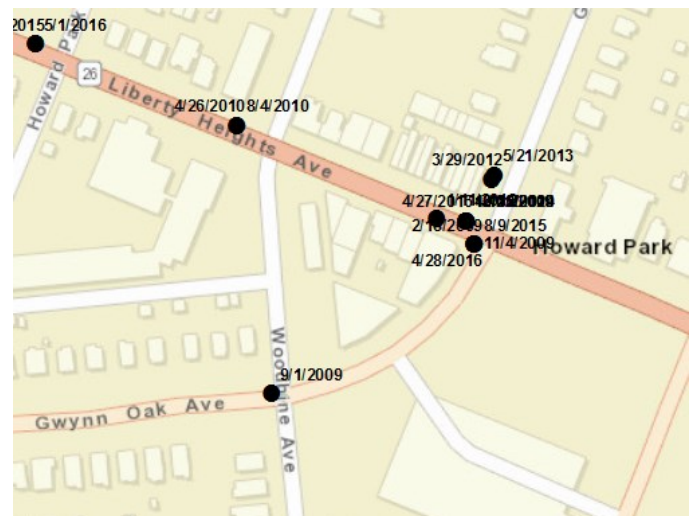
**Kennedy Avenue between Worley Street and E 20th Street**



**800 W Lexington Street**



**Liberty Heights Avenue & Gwynn Oak Avenue**



Note: Labels show dates of shootings. Some labels may overlap and not be visible. For some maps, other nearby shootings are also displayed.

